

Kemiko Stone Tone Stains for Concrete . . .

The Concrete Studio is proud to use KEMIKO STONE TONE acid stains. Below is a summary of some important things to keep in mind when considering an acid-stained, sealed and finished concrete floor. Representative photo samples of the eight available Kemiko colors on Concrete Studio stained concrete installations are also shown.

◆ Kemiko is a permanent acid-etching concrete stain.

◆ Kemiko acid-stained concrete gives a fluid, translucent, 'marbleized' appearance with different tones and intensities of color across the surface. *Acid-stained concrete does not resemble the opaque coloring of painted concrete, or the monochrome appearance of conventionally stained concrete.*

◆ The unique appearance of a stained concrete surface is the result of a chemical reaction between the acids in the stain and the lime and minerals within the concrete, as well as the type, origin, composition, and finish of the concrete itself; thus each concrete surface will not necessarily have the same hue, intensity, patterning, etc., as other concrete surfaces stained with the same Kemiko color.



'Cola' in a scored loft living area.

◆ Acid-staining does not harm the integrity of the concrete.

◆ Concrete should be fully cured for successful acid-staining.

◆ Kemiko stain properly applied to any actual concrete surface may exhibit marked variations from printed reproductions of Kemiko applications with respect to color, intensity, marbling, and other visual characteristics. Photos, brochures, advertisements, color "chips," etc., should not be relied upon to determine how Kemiko will look on your concrete surface.



'Malay Tan' on a residential patio.


◆ An acid stain may not 'take' if the concrete has been previously acid treated.

◆ Kemiko will not react with, and therefore not stain, sealed concrete or concrete with permanent contamination that provides an effective seal or film, such as embedded wax, oil spots, etc., even though the contamination may

appear to have been removed. Concrete curing products or techniques used during or after a new pour must be compatible with later acid-staining on the cured surface.



'Aqua Blue' in a new kitchen / breakfast area.



'Black' in an existing residential living area.

Kemiko Stone Tone Stains for Concrete . . .


Visit www.theconcretestudio.com for more examples of scored and finished Kemiko stained concrete floors.

◆ The color intensity and marbling characteristics of a stained surface usually decrease on rough and/or porous concrete. Rougher concrete usually produces lighter, more uniform color and may produce little or no marbling. If the desired result is a classic acid stained surface, smooth trowelled concrete is recommended. New concrete should not be finished to such hardness that surface porosity is compromised; the surface must be porous enough for the stain to penetrate and allow color-etching to occur.



'English Red' (& 'Black') in a new entry and hallway.

◆ Concrete patch material may yield a different stain color or color intensity than the surrounding concrete, or may not stain at all. Small holes in the concrete may color differently than the surrounding concrete due to texture differences and exposed aggregate. Other areas of exposed aggregate such as scorelines, may likewise stain lighter. Generally small holes and cracks are not detrimental to (and may enhance) the finished look of the concrete.



'Vintage Umber' in a scored foyer.

◆ Acid stains may not block out substances embedded in the pores of the concrete such as paint, glue, rust stains, foam insulation drips and overspray, organic stains, etc. The staining process may reveal contamination, defects or imperfections that may not have been visible on the cleaned, unstained concrete.



'Golden Wheat' on a scored front porch.

◆ Stained concrete floors are presented 'as is' with respect to color, marbling and other visual characteristics that are the result of acid meeting a cementitious substrate. Stained concrete floors are not custom 'faux finished' floors; natural variations in the concrete, as with the texture,



'Green Lawn' (& 'Cola') in a church reception.

color and grain patterns in a wood floor, are an inherent part of the product and not installation flaws or workmanship issues.

Kemiko stains penetrate and become part of the concrete structure. It is imperative that the newly stained surface be sealed in order to prevent damage to the concrete color due to abrasion, chemicals, etc. A strong, durable sealing and finishing system, such as those used by The Concrete Studio, results in a permanently healthy, beautiful and low maintenance floor.

The Concrete Studio & Kemiko Stone Tone Stains . . .

Cola
Scored
entry &
living
area



Green Lawn
Master
Bedroom



Aqua Blue
Scored
dining area



Malay
Tan
Scored
Patio



Black
Living
area



English
Red
Retail
sales
floor




Golden
Wheat
Scored
kitchen




Vintage
Umber
Pool
Surround



. . . see more at www.theconcretestudio.com




Malay Tan Stain
Buckskin Suede Tone with Carmel Marbling




Cola Stain
Reddish Brown Resembling Old Leather



Black Stain
Tortoise Shell Black with Brown Marbling



Aqua Blue Stain
Soft blue patina with undertones of green



English Red Stain
Terra Cotta with Rust and Soft Brown Hues



Golden Wheat Stain
Amber hued undertones



Green Lawn Stain
Soft Grey Green Resembling Aged Italian Marble



Vintage Umber Stain
Rich earthy brown



Concrete Staining and Custom Scoring

Phone: (214) 320-2018 (800) 541-5011

Kemiko Application Specialists